




# LOVE AND OBEY

## Walk-About Bag & a Bear file folder

When thinking about teaching preschoolers about the word OBEY, I knew that I could not introduce it without introducing its wonderful twin, LOVE, because Jesus said, “If you love me, you will keep my commandments.” John 14:15


There are many Bible stories and character studies of people who have loved and obeyed God. Abraham, Noah, Nehemiah, Ruth, Paul. This is a great Satellite to use with any of these and more.

love



How many times can you find the word love?

obey



How many times can you find the word obey?

Take out trash.



Put up or hang up clothes



Put up toys.



Go to bed when told.



Make bed .



Read Bible.



Thank grandmother for bringing you to church.



Tell mother thank you for cooking a good meal.



Tell daddy thank you for going to work to take care of you.



Dust.



Sweep.



Pray for



Make a get well card to give



Call & tell \_\_\_ you are praying for \_\_\_



Set Bible & offering near door.



Set table.



Learn a Bible verse.



Make some jello with mom.



Obey your parents.



Set alarm clock.





We  
show  
love  
to  
God  
by  
obeying  
Him.

1 John 5:3

We  
show  
love  
to  
God  
by  
obeying  
Him.

1 John 5:3

love

obey

“I will not forget God’s words.” Psalm 119:16

“God helps  
us learn.”

Proverbs 2:6



"I will sing to  
God." Exodus

15:1




“I like to go  
to church.”

Psalm 122:1



“God loves a  
cheerful giver.”

2 Corinthians 9:7





“Help one another  
in love.”

Galatians 5:13



“Be ready  
to share.”

1 Timothy 6:18



Show love to  
one another.

Romans 12:10



“Pray to God.”

Matthew 6:6



## Love and Obey Game

**Bible Verses**--Verses to show how to love God and others.

One way to play is to put verses on floor and have child step on verse teacher reads.

Make a Bible scroll with the legal size verse.

### **Love and Obey Game sheets**

Find the word love. Find the word obey. How many times do you find the words? Talk about the pictures. Talk about love. Talk about how we show love by obeying.


**Child Responsibility Tickets.** Child does what is on the tickets to show love to God and others. Make jello to show that we are happy when we love and obey.

### "Jesus Says" Game *(a version of Simon Says)*

Talk about the word obey. What does it mean? How are we to obey ( quickly, in love, cheerfully, etc.)

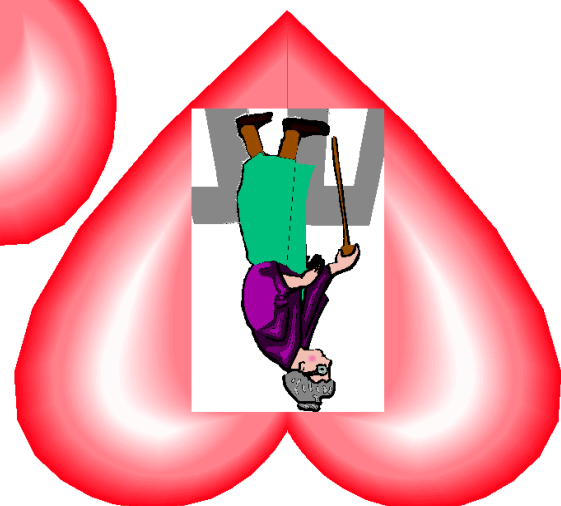
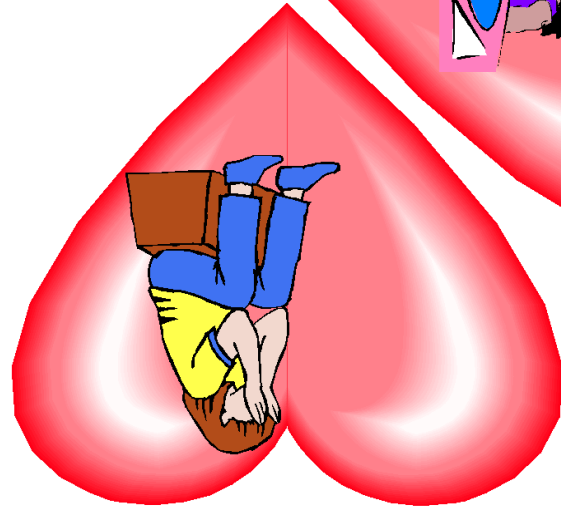






Children are to pantomime actions:

"Jesus says" read Bible, sing praise to God, put offering in offering plate, get ready for church (bathe, eat, dress, brush teeth, get Bible, ride in car) , go to church, help mother \_\_\_\_\_, help dad \_\_\_\_\_, write note to sick, pray, call & invite friend to SS, jump, open door for old lady, etc.



I had no pattern when making my TEDDY BEAR HUG COVER. I only had this basic drawing I used to make the cover for a file folder. Cloth is all felt, brown and beige or cream colors, with black eyes and nose. The felt was cut to slightly cover the folder, at about 12 inches height. Then, to wrap around and overlap the cover, the amount of brown felt is approximately 20.5 inches. The arms are each 12 inches long and 3 inches wide at the area where they are attached to the body and are cut at a very slight angle down to the paw, with the paw rounded at the ends. All is one piece of cloth. The paws are not separate from the arms. Paw pads are a 1.5 X 1 in. oval for the large pad and  $\frac{3}{4}$  to  $\frac{1}{4}$  inches for the small pads. Overlap stitching is used for a decorative look. The beige breast is a 9" rectangle with rounded corners at the bottom and a slight arch at the top and is sewn, hanging over the edge by 2 inches, onto the right flap of the overlapping brown felt that wraps around the folder. Again overlap stitching is used on the cream felt, even in the area that overhangs the edge of the brown felt.

The bottom paws are separate and are sewn on with the rough overlap stitch going. The paws are roughly a 3 inch by 2  $\frac{1}{2}$  rectangle with curved corners similar to drawing where some is cut off a little more on one of the top corners. The large pads are a 2 inches by 1  $\frac{1}{2}$  oblong shape with smaller  $\frac{3}{4}$  inch circle pads for toe pads. The 5 inch head is the only "pillow like" section, made with two exact brown head pieces sewn together with stuffing in between. The ears are not separate pieces. The cream felt elliptical face piece is 3 inches wide by 2 inches high. The black nose is a  $\frac{3}{4}$  in. circle tapered slightly at the bottom. The eyes are  $\frac{1}{4}$  inch circles. An animated gif and some photos can be seen @ <http://www.saltydiamonds.com/stationcreationchild.html>



Compassionate Hearts needs and solution match GAME. Glue the solution inside the **file folder**. Then glue little dots of glue at the top of the needs hearts on top for a LIFT THE FLAP GAME or make a match game. Add more LOVE AND OBEY games and verses to the folder. There is some great material on character traits @ <http://www.hubbardscupboard.org/character.html> Look for more Christian resources there.

## What are Biomes, Bins, Bags, Boxes, and Bottles? How are they important to the Strategic Mission, Stations, Satellites?

I asked the Lord for a system to help me save money and time, and also, to be able to share what He has taught me through His Spirit and through other great preschool teachers. Basically the storage system is:

### **ORGANIZATION, STORAGE, AND PROPS**

- **Biomes** (habitats)-Material largely for VBS, but can also be used in role play.
- **Bins**-hold Walk-About Bags containing material for Biomes, Bible Stories, Role Play, Science/Nature.
- **Bags**-
  - STORAGE BAGS-I use zip locks for every little thing-each game, craft, etc, goes into its own bag along with instructions either there or on a general sheet in the walk-about bag or bin. I wash lightly used zip lock bags and use them.
  - **WALK-ABOUT BAGS for STATIONS**-Contains everything (games, books, specific block characters, pictures, puzzles, specific Bible story art-excluding art tools such as crayons, etc., CD/DVD audio/video that applies to one Station (Bible story, character trait...)
  - **WALK-ABOUT BAGS FOR SATELLITES**-
    - A Walk-About bag for Prayer,
    - A Walk-About bag for role play-Bible story or specific community helper.
    - A Walk-About bag for a specific Science/Nature subject (one for magnets, one for water, one for trees, etc. By doing this, you always have your supplies ready to move in to support any STATION you are teaching.
    - A Walk-About bag for Missions in general, or for specific countries-This is also a GREAT place for use of your BIOME BINS. Example: You are studying about missionaries to the Eskimos. **YEAH! YOU ALREADY HAVE A BIN FULL OF SUPPLIES ABOUT THE COLD (ARCTIC or whatever you call it) BIOME!!!!!!**
    - A Walk-About Bag for
- **Boxes**-Usually used for props for class and for VBS.
- **Bottles**- Mostly holds material for science/nature and for games.



### **PREPARATION, PRESENTATION, APPLICATION**

- **STRATEGIC MISSION**-
  - Personal Relationship-Equipped with Power from God, Praise, Prayer
  - Priority-God's will, Jesus, Bible. The theme is not the point. The point is the theme. We are shooting for the target, not the circles that surround the target.
  - Plan-Put it down on computer, on paper. Keep it. Use it. Be flexible to God's Spirit and child's needs. Evaluate.
  - Personal Life-Professional, persistent pursuit, practice
  - Prepared-**Be prepared to prepare a child for life**, which is our **APPLICATION GOAL**.
- Stations-**STATIONS** are the main thing: the Bible Story, character trait, the target
- Satellites-**SATELLITES** are support systems that move around and **support** the STATION. There may be some times that the Satellite becomes the Station, as in the case of Prayer. Prayer is a vital Satellite that supports all Stations, but can be the main emphasis, and therefore, at that time, it becomes the Station. Remembering what the Station is, can keep the Satellite, such as the VBS theme, from becoming the main thing. Find them all at [www.saltydiamonds.com](http://www.saltydiamonds.com) with more links to pinterest.

